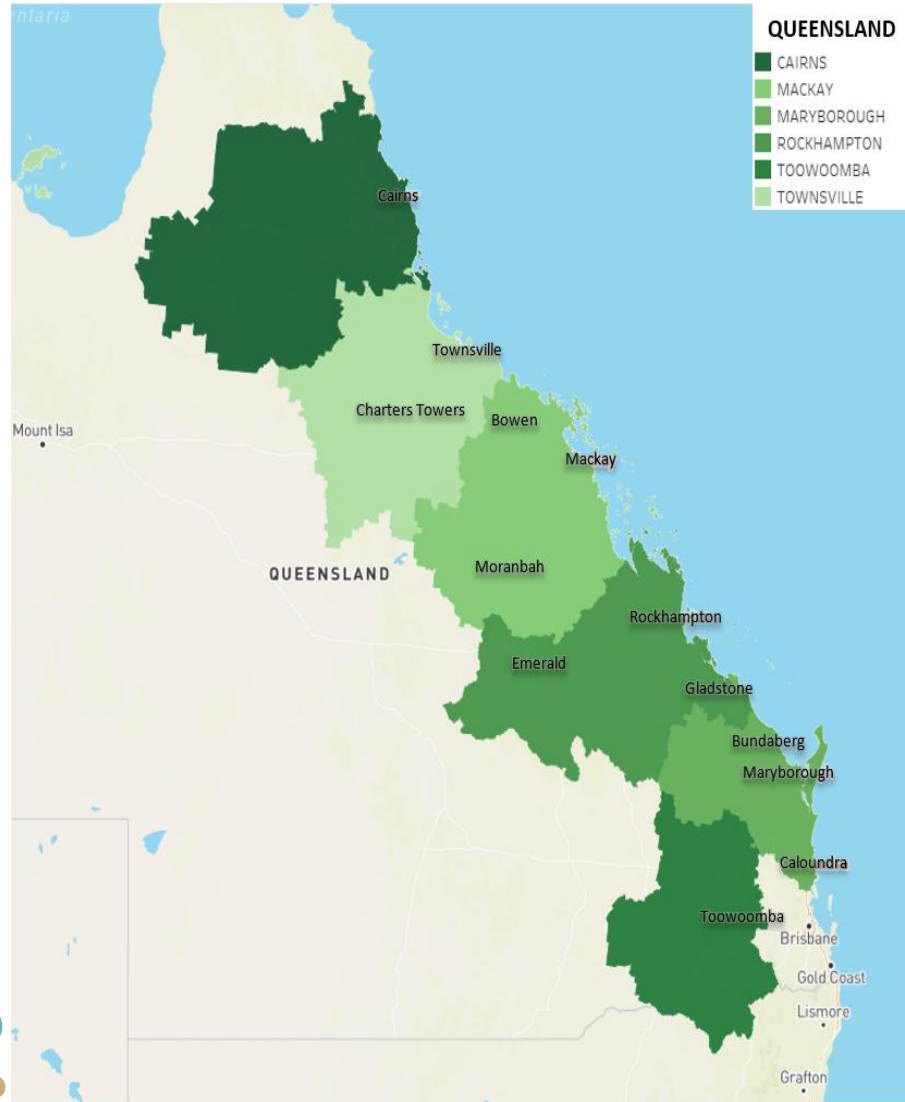


COVERAGE MAP : (AM-A)



QUEENSLAND

FTA Network	Affiliation
7QLD, 7TWO, 7mate, 7flix, 7food network	7
SCA Nine, GO!, Gem, 9Life	9
WIN, Bold, Peach	10
ABC, ABC KIDS/COMEDY, ABCME, ABC NEWS	ABC
SBS, SBS VICELAND, SBS Food, NITV	SBS

MARKET	PEOPLE	HOUSEHOLDS
CAIRNS	262 200	114 300
TOWNSVILLE	240 000	97 700
MACKAY	192 000	78 300
ROCKHAMPTON	237 900	97 500
MARYBOROUGH	643 600	283 700
TOOWOOMBA	290 500	119 400
TOTAL	1 866 100	791 000

Based on 2011 ASGS SA1 Boundaries
Source: ABS

Produced by: Nielsen Television Audience Measurement
© Commonwealth of Australia, 2011

TV COVERAGE AREA BY POSTCODE : (AM-A)

QUEENSLAND

Cairns

4849, 4852, 4854-4861, 4865, 4868-4873, 4877-4888

Mackay

4707, 4709, 4721, 4723, 4737-4746, 4750-4751,
 4753-4754, 4756-4757, 4798-4800, 4802-4805

Maryborough

4517-4519, 4550-4575, 4580-4581, 4600-4601, 4620-
 4621, 4625-4627, 4630, 4650, 4655, 4659-4660,
 4662, 4670, 4671, 4673

Rockhampton

4674, 4676-4678, 4680, 4694-4695, 4697, 4699-
 4706, 4710-4720, 4722

Toowoomba

4350, 4352-4365, 4370-4378, 4380-4385, 4387-
 4388, 4390, 4400-4408, 4410-4413, 4421-4423,
 4605-4606, 4608, 4610-4615

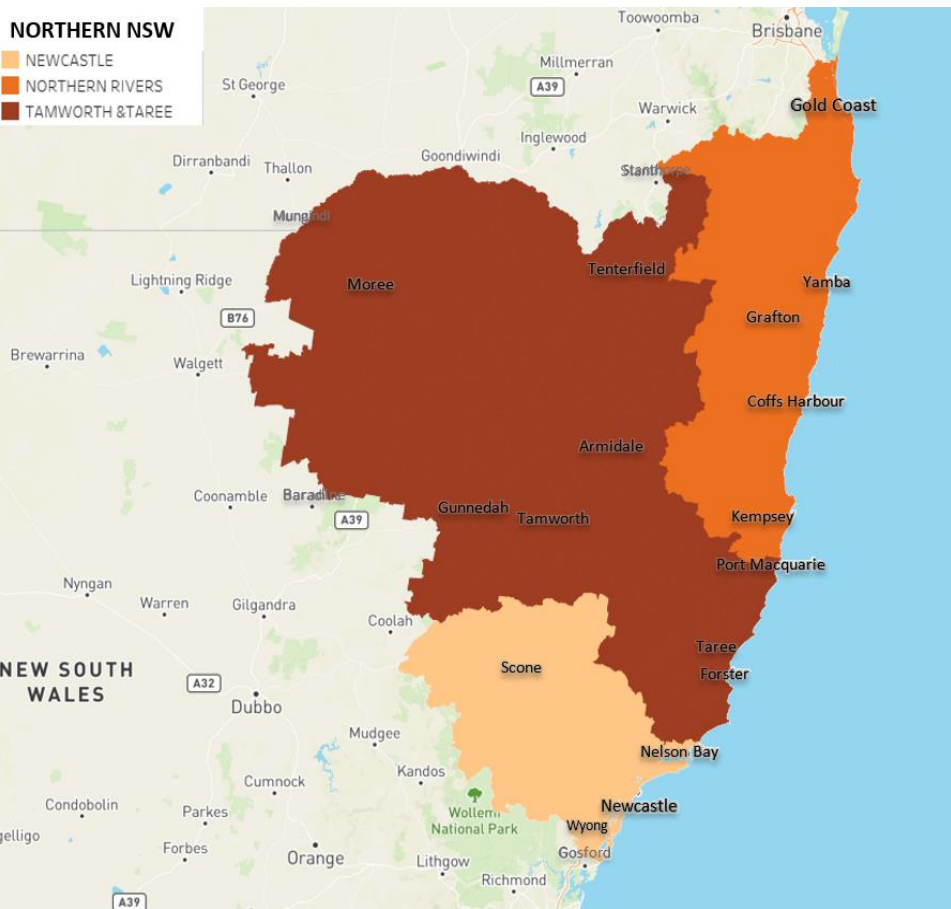
Townsville

4806-4820, 4850

COVERAGE MAP : (AM-B)

NORTHERN NSW

- NEWCASTLE
- NORTHERN RIVERS
- TAMWORTH & TAREE



NORTHERN NSW

FTA Network	Affiliation
Prime7, 7TWO, 7mate, 7flix	7
SCA Nine NBN, GO!, Gem, 9Life	9
WIN, Bold, Peach	10
ABC, ABC KIDS/COMEDY, ABCME, ABC NEWS	ABC
SBS, SBS VICELAND, SBS Food, NITV	SBS

MARKET	PEOPLE	HOUSEHOLDS
NORTHERN RIVERS	1 027 300	437 100
TAMWORTH TAREE	358 700	146 800
NEWCASTLE	815 200	320 900
TOTAL	2 201 200	904 900

Based on 2011 ASGS SA1 Boundaries

Source: ABS

Produced by: Nielsen Television Audience Measurement

© Commonwealth of Australia, 2011

TV COVERAGE AREA BY POSTCODE : (AM-B)

NORTHERN NSW

Newcastle

2258-2259, 2261-2265, 2267, 2278, 2280-2287,
 2289-2300, 2302-2309, 2311, 2315-2330, 2333-2339,
 2420-2421

Northern Rivers

2431, 2440-2441, 2447-2450, 2452-2456, 2460,
 2462-2466, 2469-2490, 4209-4228, 4230

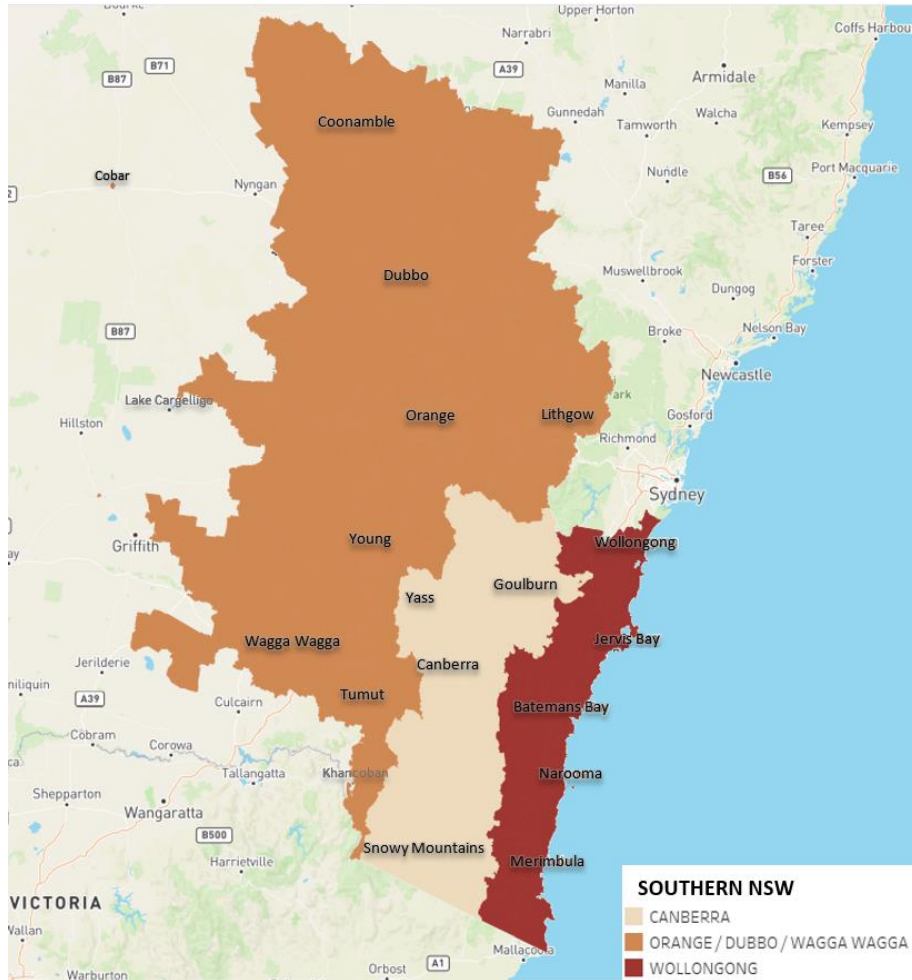
Tamworth

2340-2347, 2350, 2352-2356, 2358-2361, 2365,
 2369-2372, 2380-2382, 2386-2388, 2390, 2397-
 2406, 2408-2411

Taree

2312, 2415, 2422-2430, 2439, 2443-2446

COVERAGE MAP : (AM-C)



SOUTHERN NSW

FTA Network	Affiliation
Prime7, 7TWO, 7mate, 7flix	7
SCA Nine, GO!, Gem, 9Life	9
WIN, Bold, Peach	10
ABC, ABC KIDS/COMEDY, ABCME, ABC NEWS	ABC
SBS, SBS VICELAND, SBS Food, NITV	SBS

MARKET	PEOPLE	HOUSEHOLDS
CANBERRA	544 400	216 400
ORANGE DUBBO WAGGA WAGGA	422 400	175 900
WOLLONGONG	539 200	221 200
TOTAL	1 505 900	613 400

Based on 2011 ASGS SA1 Boundaries

Source: ABS

Produced by: Nielsen Television Audience Measurement

© Commonwealth of Australia, 2011

TV COVERAGE AREA BY POSTCODE : (AM-C)

SOUTHERN NSW

Canberra

2579-2584, 2600-2607, 2609, 2611-2612, 2614-2615,
 2617-2621, 2623-2633, 2900, 2902-2906, 2911-2914

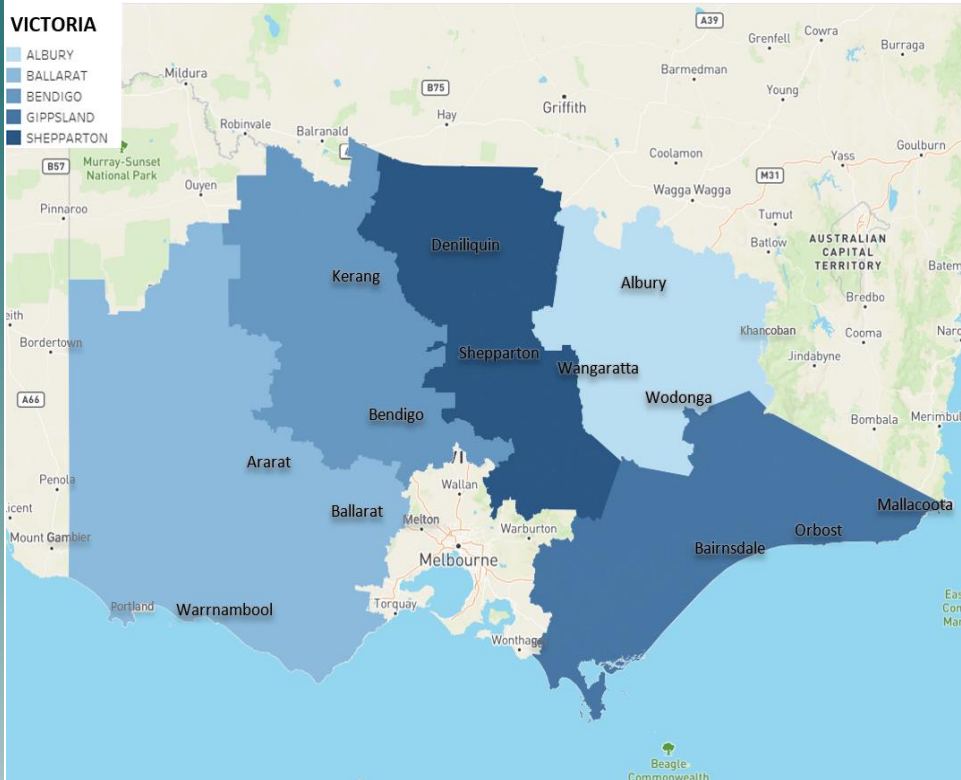
Wollongong

2500, 2502, 2505-2506, 2508, 2515-2519,
 2525-2530, 2533-2541, 2545-2546, 2548-2551,
 2575-2578, 2622

Orange, Dubbo, Wagga

2357, 2379, 2395-2396, 2585-2588, 2590, 2594, 2649-
 2652, 2655-2656, 2661, 2663, 2665-2666, 2671, 2678,
 2701-2702, 2720, 2722, 2725-2727, 2729-2730, 2787,
 2790-2795, 2797-2800, 2803-2810, 2817-2818, 2820-
 2824, 2826-2831, 2835, 2842-2850, 2852, 2864-2871,
 2874-2877

COVERAGE MAP : (AM-D)



VICTORIA

FTA Network	Affiliation
Prime7, 7TWO, 7mate, 7flix	7
SCA Nine, GO!, Gem, 9Life	9
WIN, Bold, Peach	10
ABC, ABC KIDS/COMEDY, ABCME, ABC NEWS	ABC
SBS, SBS VICELAND, SBS Food, NITV	SBS

MARKET	PEOPLE	HOUSEHOLDS
ALBURY	192 600	85 700
SHEPPARTON	176 200	77 700
BENDIGO	238 600	106 100
BALLARAT	356 300	151 500
GIPPSLAND	238 400	101 800
TOTAL	1 202 100	522 800

Based on 2011 ASGS SA1 Boundaries
Source: ABS
Produced by: Nielsen Television Audience Measurement
© Commonwealth of Australia, 2011

TV COVERAGE AREA BY POSTCODE : (AM-D)

VICTORIA

Ballarat

3230-3234, 3235-3239, 3241-3243, 3249-3251, 3254, 3260, 3264-3287, 3289, 3292-3294, 3300-3305, 3309-3312, 3314-3315, 3317-3319, 3321-3325, 3328-3334, 3341-3342, 3345, 3350-3352, 3355-3358, 3360-3361, 3363-3364, 3370, 3373-3375, 3377-3381, 3384-3385, 3387-3388, 3390-3393, 3395-3396, 3400-3401, 3407, 3409, 3412-3415, 3418-3420, 3423-3424, 3458, 3460-3461, 3467-3469, 3480, 3485, 3487-3489

Bendigo

2732-2736, 3371, 3444, 3446-3448, 3450-3451, 3453, 3462-3465, 3472, 3475, 3477-3478, 3482-3483, 3515-3518, 3520-3523, 3525, 3527, 3529-3531, 3533, 3537, 3540, 3542, 3544, 3546, 3550-3551, 3555-3558, 3561-3568, 3570-3573, 3575-3576, 3579-3581, 3583-3586, 3588-3591, 3594-3597, 3599, 3659-3660, 3662

Albury

2640-2647, 2658-2660, 3675, 3677-3678, 3682-3683, 3685, 3687-3688, 3690-3691, 3695, 3697-3701, 3704-3705, 3707-3709, 3727-3728, 3730, 3732-3733, 3735, 3737-3741, 3744, 3746-3747, 3749

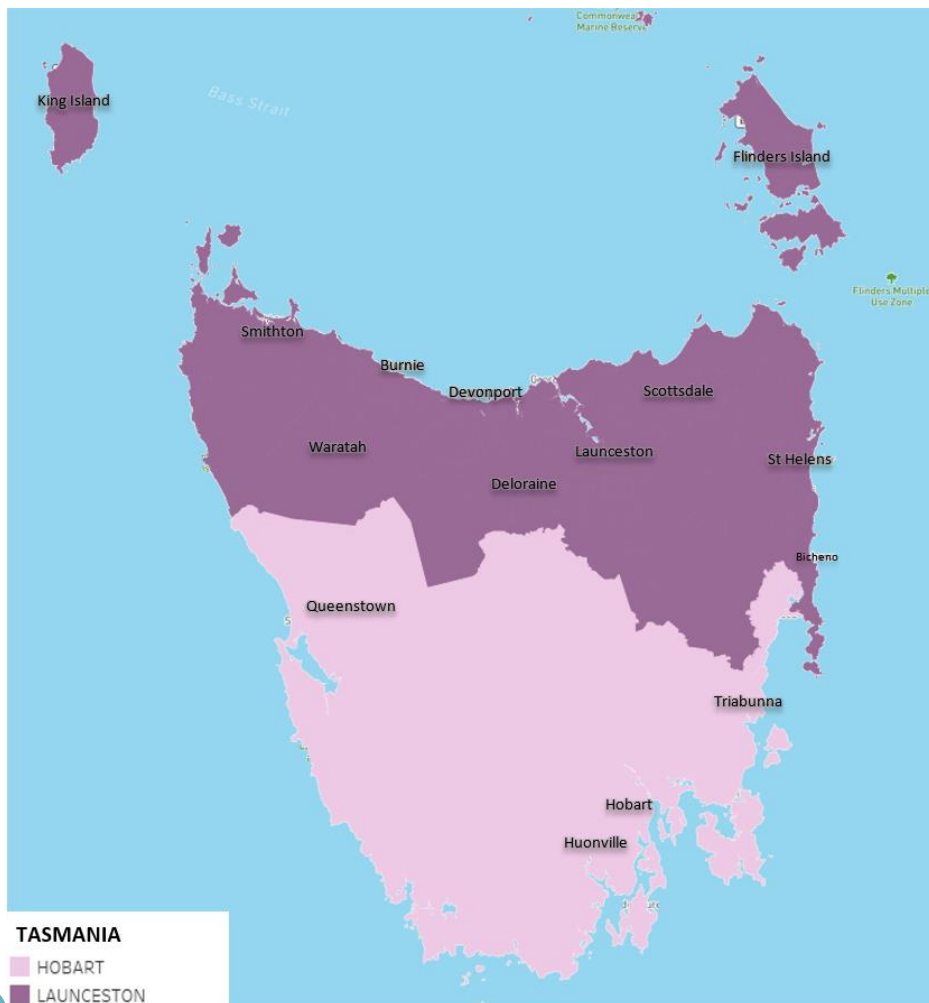
Gippsland

3816, 3818, 3820-3825, 3831-3833, 3835, 3840, 3842, 3844, 3847, 3850-3852, 3854, 3856-3860, 3862, 3864-3865, 3869-3871, 3873-3875, 3878, 3880, 3882, 3885-3893, 3895-3896, 3898, 3900, 3902-3904, 3909, 3953-3954, 3956-3960, 3962, 3964-3967, 3971

Shepparton

2710, 2712-2714, 2716, 2731, 3559, 3607-3608, 3610, 3612, 3614, 3616-3618, 3620-3624, 3629-3631, 3633-3641, 3644, 3646-3647, 3649, 3663-3666, 3669-3670, 3672-3673, 3711-3715, 3717-3720, 3722-3723, 3725-3726, 3763, 3778-3779

COVERAGE MAP : (AM-E)



TASMANIA

FTA Network	Affiliation
Southern Cross Tas, 7TWO, 7mate	7
TDT, GO!, GEM, 9Life	9
WIN, Bold, Peach	10
ABC, ABC KIDS/COMEDY, ABCME, ABC NEWS	ABC
SBS, SBS VICELAND, SBS Food, NITV	SBS

MARKET	PEOPLE	HOUSEHOLDS
LAUNCESTON	255 200	107 700
HOBERT	270 100	116 200
TOTAL	525 200	223 800

Based on 2011 ASGS SA1 Boundaries

Source: ABS

Produced by: Nielsen Television Audience Measurement

© Commonwealth of Australia, 2011

TV COVERAGE AREA BY POSTCODE : (AM-E)

TASMANIA

Hobart

7000, 7004-7005, 7007-7012, 7015-7027, 7030, 7050, 7052-7055, 7109, 7112-7113, 7116-7117, 7119-7120, 7139-7140, 7150, 7155, 7162-7163, 7170-7180, 7182-7187, 7190, 7466-7470

Launceston

7209-7216, 7248-7250, 7252-7265, 7267-7268, 7270, 7275-7277, 7290-7292, 7300-7307, 7310, 7315-7316, 7320-7322, 7325, 7330-7331

COVERAGE MAP : REGWA



REGIONAL WA

FTA Network	Affiliation
GWN7, 7TWO, 7mate	7
WDT, GO!, GEM	9
WIN, Bold, Peach	10
ABC, ABC KIDS/COMEDY, ABCME, ABC NEWS	ABC
SBS, SBS VICELAND, SBS Food, NITV	SBS

MARKET	PEOPLE	HOUSEHOLDS
TOTAL	558 600	233 800

Based on 2011 ASGS SA1 Boundaries

Source: ABS

Produced by: Nielsen Television Audience Measurement

© Commonwealth of Australia, 2011

TV COVERAGE AREA BY POSTCODE

REGIONAL WA

6215, 6218, 6220, 6221, 6223, 6224, 6225, 6226, 6227, 6228, 6229, 6230, 6232, 6233, 6236, 6237, 6239, 6240, 6243, 6244, 6251, 6252, 6253, 6254, 6255, 6256, 6258, 6260, 6262, 6271, 6275, 6280, 6281, 6282, 6284, 6285, 6286, 6288, 6290, 6390, 6398, 6316, 6317, 6318, 6320, 6321, 6322, 6323, 6324, 6326, 6327, 6328, 6330, 6333, 6335, 6336, 6337, 6338, 6341, 6343, 6394, 6395, 6396, 6397, 6306, 6308, 6309, 6311, 6312, 6313, 6315, 6350, 6351, 6352, 6353, 6355, 6356, 6357, 6358, 6359, 6361, 6363, 6365, 6367, 6370, 6372, 6373, 6375, 6391, 6392, 6393, 6302, 6304, 6368, 6369, 6383, 6384, 6385, 6386, 6401, 6403, 6405, 6407, 6409, 6410, 6411, 6412, 6413, 6414, 6415, 6418, 6419, 6420, 6421, 6422, 6423, 6424, 6425, 6426, 6427, 6428, 6460, 6461, 6462, 6463, 6465, 6466, 6467, 6468, 6470, 6472, 6473, 6475, 6476, 6477, 6479, 6480, 6484, 6485, 6487, 6488, 6489, 6490, 6506, 6507, 6509, 6510, 6511, 6512, 6513, 6516, 6521, 6562, 6568, 6569, 6571, 6572, 6574, 6575, 6603, 6605, 6606, 6608, 6609, 6613, 6346, 6348, 6429, 6430, 6431, 6432, 6434, 6436, 6437, 6438, 6440, 6442, 6443, 6445, 6446, 6447, 6448, 6450, 6452, 6514, 6515, 6517, 6518, 6519, 6522, 6525, 6528, 6530, 6532, 6535, 6536, 6537, 6612, 6614, 6616, 6620, 6623, 6625, 6627, 6628, 6630, 6631, 6632, 6635, 6638, 6639, 6640, 6642, 6646, 6701, 6705, 6707, 6710, 6713, 6714, 6716, 6718, 6720, 6721, 6722, 6751, 6753, 6754, 6758, 6760, 6762, 6725, 6726, 6728, 6740, 6743, 6765, 6770